

WIN survey shows the world is very interested in the US election and supports Biden

WIN International, the world's leading association in market research and polling, surveyed citizens of the G7 nations (Canada, France, Germany, Italy, Japan, the United Kingdom, and the United States of America) along with three other countries (Argentina, Peru, and Spain) to gather views on (a) the upcoming US election, and (b) specific global policies enacted by President Trump over the past four years.

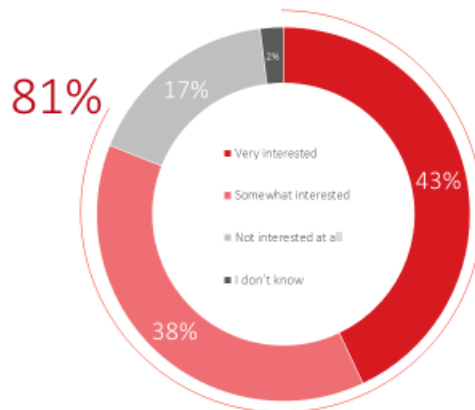
HEADLINES

Most countries have a negative view of the US:

- Overall, half the citizens from G7 countries have a good opinion of the United States. But when the US is removed from the equation, positive opinion drops to 33%. This is because, unlike the US, where just 20% have a bad opinion of their country, in Canada, France, Germany, Spain, and the United Kingdom it's at least 40%. (Bad opinion ranged from 43% to 67%.)
- Of all the countries surveyed, Argentina (51%), Peru (48%), Japan (39%), and Italy (38%) had the most positive opinions of the United States, while Canada (25%) and Germany (22%) had the least. (By comparison, 72% of Americans had a positive opinion of their own country.)

Interest in US Election

THREE QUARTERS OF COUNTRIES SHOW INTEREST IN THE UPCOMING U.S. ELECTION.



Q14 To what degree are you interested in the upcoming U.S. Election?
Base: Respondents from all countries (n=21,757).

4

- All 10 countries surveyed show a strong interest in the upcoming US election. In fact, most had more than 7 in 10 citizens reporting an interest.
- The United States had the most interest (97% of respondents were at least somewhat interested), followed by Germany (85%). Argentinians showed the least interest (56%).

IN MOST COUNTRIES, THE UPCOMING U.S. ELECTION HAS CAPTURED THE INTEREST OF AT LEAST SEVEN-IN-TEN.

	Total	THE COUNTRIES									
		Argentina	Canada	France	Germany	Italy	Japan	Peru	Spain	U.K.	U.S.
n=	11,737	1010	1539	1000	1000	1000	1089	1017	1000	2082	1000
Interested (NET)	81%	56%	76%	73%	85%	68%	72%	59%	70%	74%	97%
Very interested	43%	11%	31%	21%	30%	18%	22%	13%	19%	23%	78%
Somewhat interested	38%	45%	45%	52%	54%	50%	50%	46%	51%	51%	19%
Not interested at all	17%	41%	21%	24%	13%	26%	24%	34%	24%	25%	3%
I don't know	2%	3%	3%	3%	3%	5%	4%	7%	5%	1%	0%

G7

G6

n=	8710	7710
Interested (NET)	84%	75%
Very interested	47%	24%
Somewhat interested	37%	51%
Not interested at all	14%	22%
I don't know	2%	3%



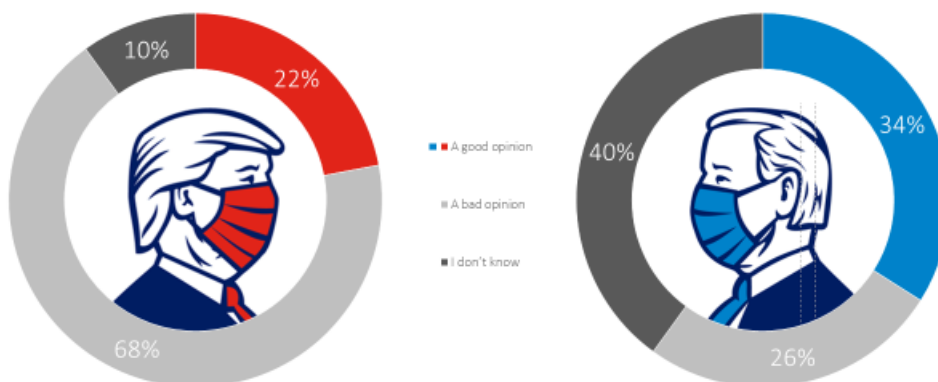
Q14 To what degree are you interested in the upcoming U.S. Election?
Bases vary by country. See above.

5

Opinions of former Vice President Biden and incumbent President Trump.

- Fewer than 40% of respondents from any country had a good opinion of Trump. The US was highest, at 35%, but even there, more respondents indicate having a bad opinion of him (59%) than a good one.

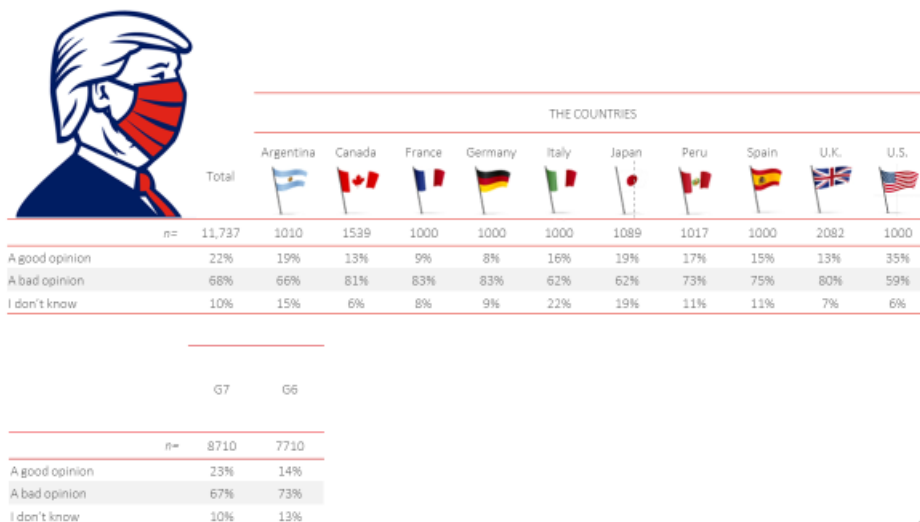
THERE'S MORE LOVE FOR BIDEN IN THE SURVEYED COUNTRIES.



Q12 Would you say you have a good opinion or bad opinion of Donald Trump?
Q13 Would you say you have a good opinion or bad opinion of Joe Biden?
Bases: Respondents from all countries (n=11,737).

6

FRANCE AND GERMANY SHOW THE LEAST AMOUNT OF LOVE FOR TRUMP.



Q12 Would you say you have a good opinion or bad opinion of Donald Trump?
Bases vary by country. See above.

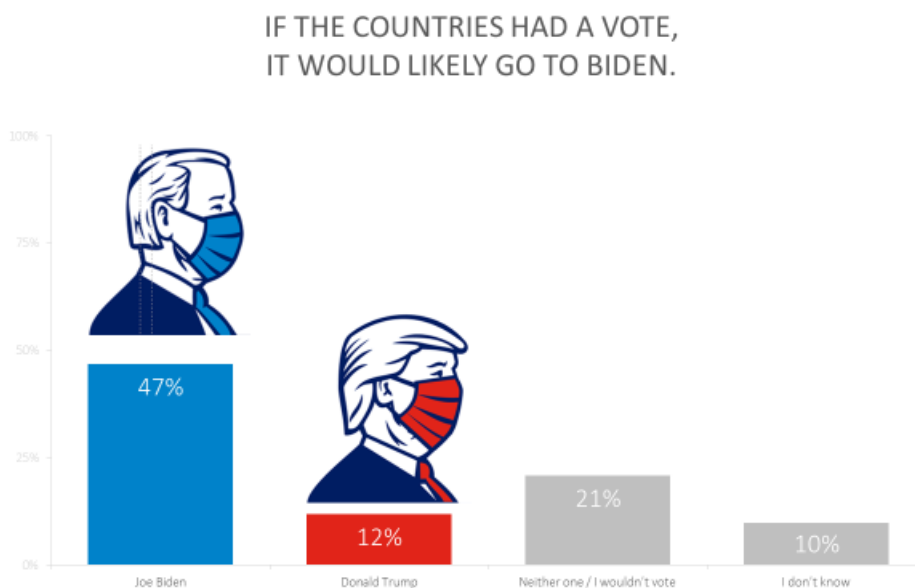
7

- The lowest opinion of Trump was in Germany and France, where 83% had a bad opinion of him. This was followed by Canada (81%) and the United Kingdom (80%).

- Biden had a favourable impression in most countries; in fact, most countries reported a higher percentage of good opinion than bad opinion. In the US, though, good opinion and bad opinion were tied at 42% apiece.
- Outside of the United States, Canada had the best impression of Biden, followed by France and Germany.
- Compared to Trump, Biden has significantly more respondents who haven't made up their minds about him yet.

If these countries could vote, Biden would win

- Outside of the United States, each of the remaining countries surveyed would select Biden as president, if they could vote. (US residents were not asked their opinion here.)



- Canada was the most enthusiastic for Biden (68% would choose him for president vs. 14% for Trump). The remainder would vote for neither candidate (13%) or did not know (5%).
- Germany was also enthusiastic for Biden: 66% would vote for him, compared with just 8% for Trump.

IF THEY HAD A VOTE, IT WOULD LIKELY GO TO BIDEN.

	Total	THE COUNTRIES								
		Argentina	Canada	France	Germany	Italy	Japan	Peru	Spain	U.K.
n=	10,373	1010	1539	1000	1000	1000	1089	1017	1000	2082
Joe Biden	47%	40%	68%	57%	66%	42%	40%	36%	50%	56%
Donald Trump	12%	15%	14%	9%	8%	15%	21%	14%	12%	14%
Neither one	21%	31%	13%	22%	19%	27%	23%	35%	38%	21%
I don't know	10%	15%	5%	12%	8%	16%	16%	14%	-	9%

G6

	n=	7710
Joe Biden		53%
Donald Trump		14%
Neither one		21%
I don't know		12%



WIN Worldwide Independent Network Of Market Research
 If you had to vote in the upcoming U.S. Presidential election, would you vote in favor of Joe Biden or in favor of Donald Trump?
 Bases vary by country. See above.

10

Trump's policies were widely panned

- Nine of Trump's policy decisions that his government has made during the past four years were reviewed, and respondents largely disapproved of his decisions. For example, the decision to withdraw from the International Climate Change Agreement drew the highest disapproval. In fact, all countries disapproved of this decision, including most US respondents.

- Trump's commitment to building a wall between the US and Mexico was highly criticized as well.

The most favourable policy was the decision to negotiate with North Korea concerning its nuclear program (a 45% approval rating among citizens from G7 countries).

"It is clear that all countries surveyed are intently interested in the outcome of the upcoming US election," said **Vilma Scarpino, President of WIN International Association**. "If these other countries had a vote in the election, former Vice President Joe Biden would be the clear choice, but we'll have to wait and see what US voters will do on election night."

-END-

Media enquiries:

Elena Crosilla, WIN Coordinator

+39 335.62.07.347

E-mail: coordinator@winmr.com

NOTES FOR EDITORS**Methodology:**

The survey was conducted in 10 countries using CAWI / online survey methods.

Sample Size and Mode of Field Work:

A total of 11,737 people were interviewed. See below for sample details. The fieldwork was conducted during October 9th and October 23rd, 2020. The margin of error for the survey is between 3.1 and 2.1 at 95% confidence level.

The G7 and G6 averages have been computed according to the covered adult population of the surveyed countries.

About WIN:

The Worldwide Independent Network of Market Research (WIN) is a global network conducting market research and opinion polls in every continent.

Our assets are:

- Thought leadership: access to a group of the most prominent experts and business entrepreneurs in Market Research, Polling and Consultancy
- Flexibility: tailor-made global and local solutions to meet clients' needs
- Innovation: access to the latest strategic consultancy, tool development and branded solutions
- Local experts: access to a network of experts that truly understand the local culture, market and business needs
- Trust: highest quality of talented members in all countries covered

In the years, WIN has demonstrated wide competences and ability to conduct multi-country surveys following the highest standards requested by the market. The accumulated expertise of the Association is formidable: among others, researched themes are gender equality and young people, communication and media research, and brand studies.

Methodology Sheet

	Country	Company Name	Methodology	Sample
1	ARGENTINA	Voices! Research & Consultancy	CAWI	1010
2	CANADA	Leger 360	CAWI	1539
3	FRANCE	BVA	CAWI	1000
4	GERMANY	Produkt + Markt	CAWI	1000
5	ITALY	BVA DOXA	CAWI	1000
6	JAPAN	NRC (Nippon Research Center)	CAWI	1089
7	PERU	DATUM Internacional	CAWI	1017
8	SPAIN	Instituto DYM	CAWI	1000
9	UK	ORB International (Opinion Research Business)	CAWI	2082
10	USA	SSRS	CAWI	1000