

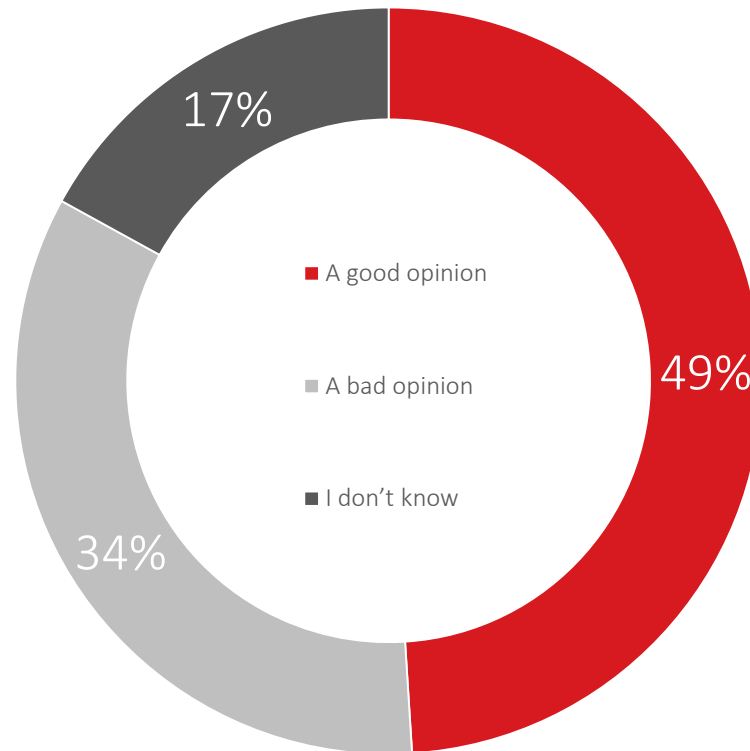


WIN

Worldwide
Independent Network
Of Market Research











**THE
2020
U.S. ELECTION**

49% OF THOSE SURVEYED HAVE A GOOD OPINION OF THE U.S.



ONLY TWO-IN-TEN GERMANS OR CANADIANS HAVE A GOOD OPINION OF THE U.S.

THE COUNTRIES

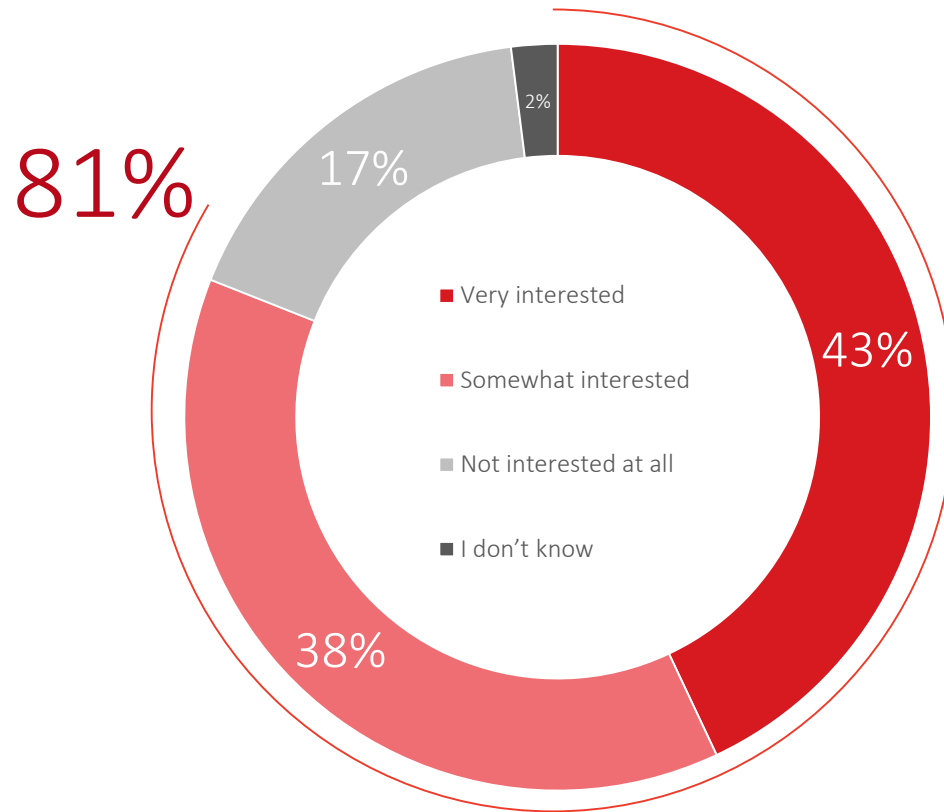
		Argentina	Canada	France	Germany	Italy	Japan	Peru	Spain	U.K.	U.S.
Total											
n=	11,737	1010	1539	1000	1000	1000	1089	1017	1000	2082	1000
A good opinion	49%	51%	25%	36%	22%	38%	39%	48%	37%	34%	72%
A bad opinion	34%	34%	67%	49%	58%	33%	27%	33%	43%	46%	20%
I don't know	17%	16%	8%	15%	20%	29%	33%	18%	20%	20%	8%

G7

G6*











	n=	8710	7710
A good opinion		50%	33%
A bad opinion		33%	43%
I don't know		17%	23%

THREE QUARTERS OF COUNTRIES SHOW INTEREST IN THE UPCOMING U.S. ELECTION.



IN MOST COUNTRIES, THE UPCOMING U.S. ELECTION HAS CAPTURED THE INTEREST OF AT LEAST SEVEN-IN-TEN.

THE COUNTRIES

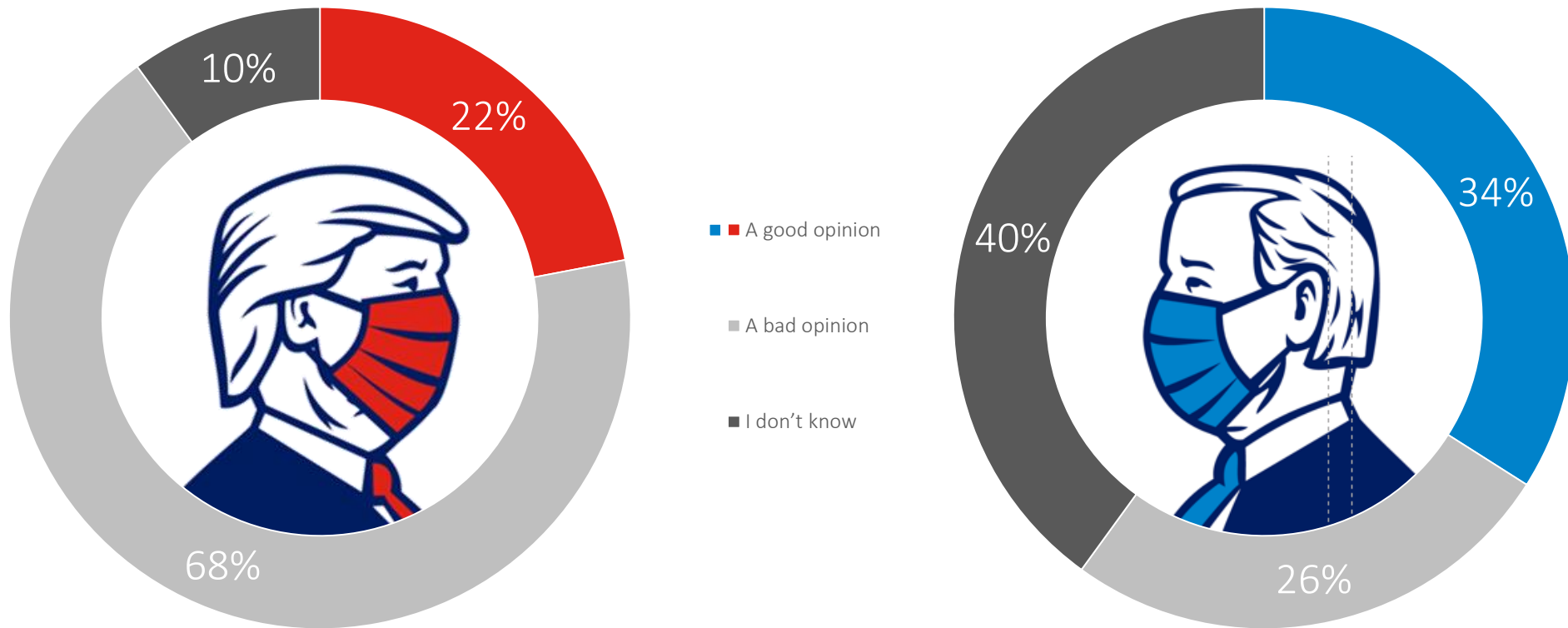
	Total	Argentina	Canada	France	Germany	Italy	Japan	Peru	Spain	U.K.	U.S.
											
	n=	11,737	1010	1539	1000	1000	1089	1017	1000	2082	1000
Interested (NET)	81%	56%	76%	73%	85%	68%	72%	59%	70%	74%	97%
<i>Very interested</i>	43%	11%	31%	21%	30%	18%	22%	13%	19%	23%	78%
<i>Somewhat interested</i>	38%	45%	45%	52%	54%	50%	50%	46%	51%	51%	19%
Not interested at all	17%	41%	21%	24%	13%	26%	24%	34%	24%	25%	3%
I don't know	2%	3%	3%	3%	3%	5%	4%	7%	5%	1%	0%

G7

G6

	n=	8710	7710
Interested (NET)		84%	75%
<i>Very interested</i>		47%	24%
<i>Somewhat interested</i>		37%	51%
Not interested at all		14%	22%
I don't know		2%	3%











THERE'S MORE LOVE FOR BIDEN IN THE SURVEYED COUNTRIES.



FRANCE AND GERMANY SHOW THE LEAST AMOUNT OF LOVE FOR TRUMP.



THE COUNTRIES

	Argentina	Canada	France	Germany	Italy	Japan	Peru	Spain	U.K.	U.S.
Total										
11,737	1010	1539	1000	1000	1000	1089	1017	1000	2082	1000
22%	19%	13%	9%	8%	16%	19%	17%	15%	13%	35%
68%	66%	81%	83%	83%	62%	62%	73%	75%	80%	59%
10%	15%	6%	8%	9%	22%	19%	11%	11%	7%	6%

G7

G6

	n=	8710	7710
A good opinion		23%	14%
A bad opinion		67%	73%
I don't know		10%	13%



WIN











Worldwide
Independent Network
Of Market Research

0002 Would you say you have a good opinion or bad opinion of Donald Trump?
Bases vary by county. See above.

YES, THERE'S MORE LOVE FOR BIDEN OVERALL, BUT MANY HAVEN'T MADE UP THEIR MINDS ABOUT HIM YET.



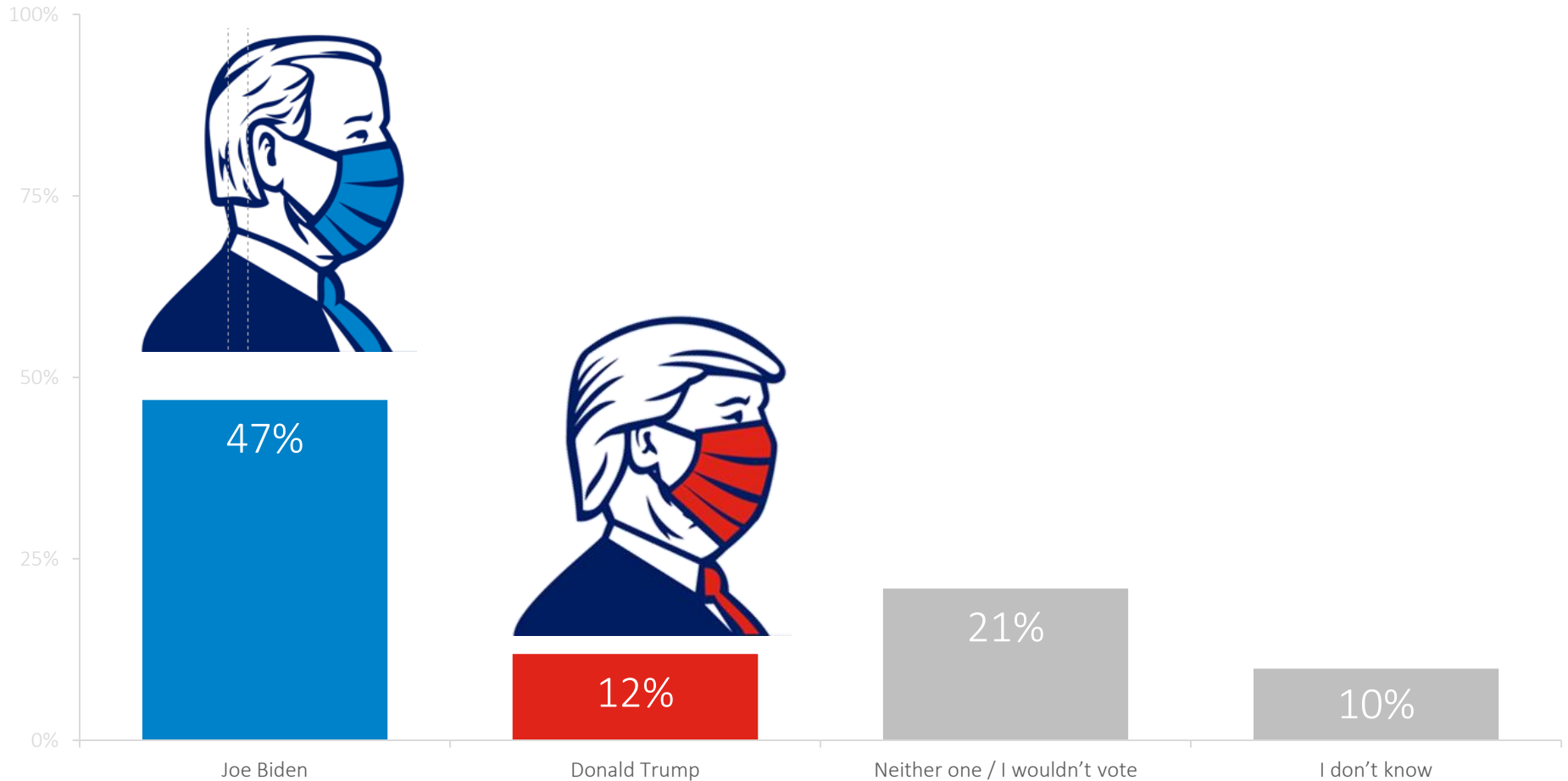
THE COUNTRIES

	Argentina	Canada	France	Germany	Italy	Japan	Peru	Spain	U.K.	U.S.
Total										
11,737	1010	1539	1000	1000	1000	1089	1017	1000	2082	1000
34%	23%	50%	35%	35%	27%	24%	15%	27%	32%	42%
26%	9%	21%	17%	15%	15%	18%	17%	19%	23%	42%
40%	68%	29%	48%	49%	59%	58%	67%	54%	45%	16%

G7 G6

	n=	8710	7710
A good opinion		36%	32%
A bad opinion		28%	18%
I don't know		36%	50%

IF THE COUNTRIES HAD A VOTE, IT WOULD LIKELY GO TO BIDEN.



IF THEY HAD A VOTE, IT WOULD LIKELY GO TO BIDEN.

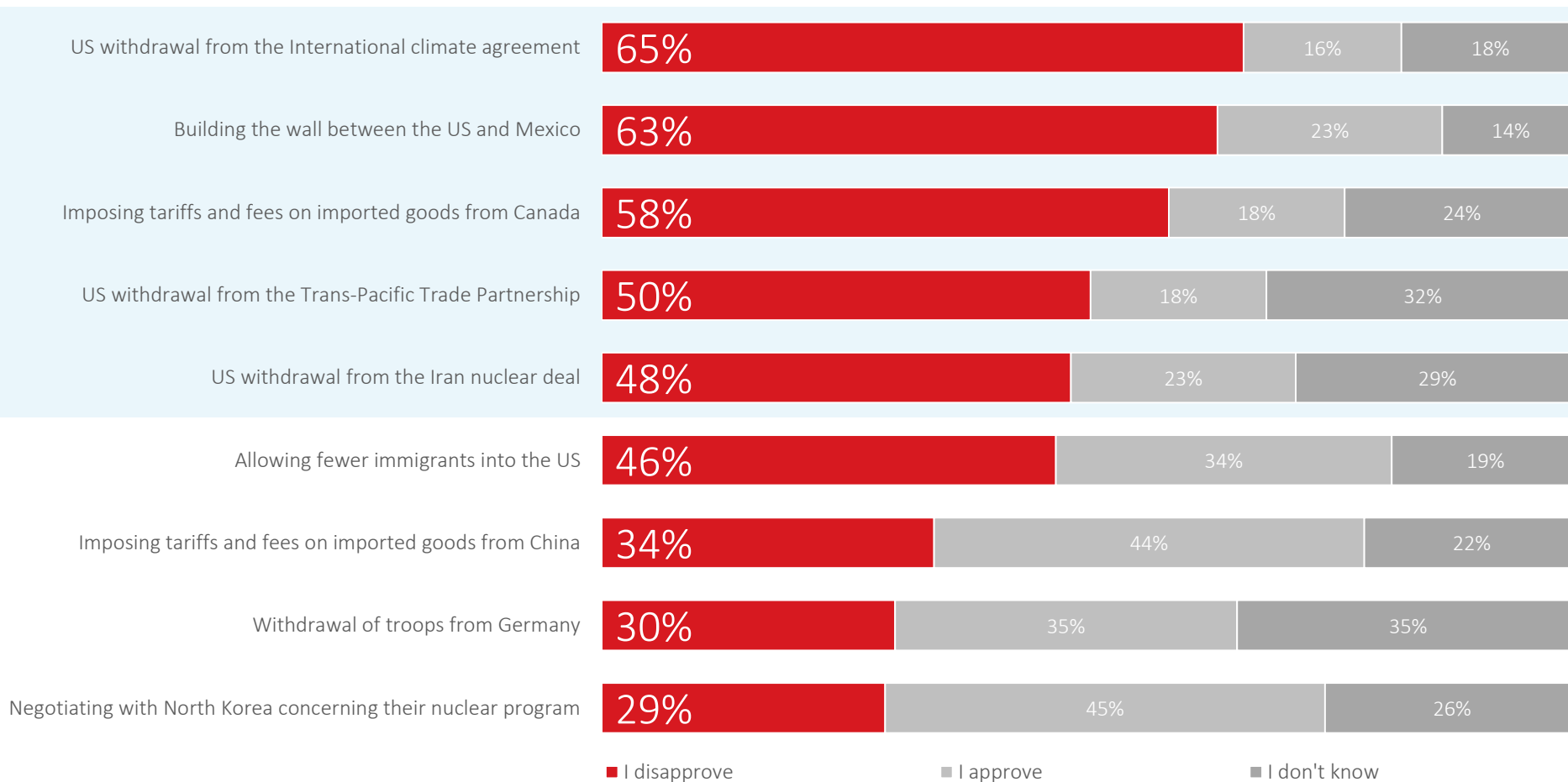
	THE COUNTRIES								
	Argentina	Canada	France	Germany	Italy	Japan	Peru	Spain	U.K.
Total									

	n=	10,373	1010	1539	1000	1000	1000	1089	1017	1000	2082
Joe Biden		47%	40%	68%	57%	66%	42%	40%	36%	50%	56%
Donald Trump		12%	15%	14%	9%	8%	15%	21%	14%	12%	14%
Neither one		21%	31%	13%	22%	19%	27%	23%	35%	38%	21%
I don't know		10%	15%	5%	12%	8%	16%	16%	14%	-	9%

G6

	n=	7710
Joe Biden		53%
Donald Trump		14%
Neither one		21%
I don't know		12%











APPROVAL RATES FOR FIVE OUT OF NINE OF TRUMP'S POLICY DECISIONS ARE BELOW 25%.



RE:

“U.S. withdrawal from the International climate agreement”

THE COUNTRIES

	Total	Argentina	Canada	France	Germany	Italy	Japan	Peru	Spain	U.K.	U.S.
											
n=	11,737	1010	1539	1000	1000	1000	1089	1017	1000	2082	1000
I approve	15%	12%	11%	8%	8%	9%	9%	10%	11%	7%	27%
I disapprove	66%	62%	74%	78%	78%	73%	60%	67%	74%	72%	58%
I don't know	18%	26%	15%	14%	14%	18%	31%	23%	15%	21%	15%

G7











G6

n=	8710	7710
I approve	16%	9%
I disapprove	65%	71%
I don't know	18%	21%

RE:

“U.S. withdrawal from the Trans-Pacific Trade Partnership”

THE COUNTRIES

		Argentina	Canada	France	Germany	Italy	Japan	Peru	Spain	U.K.	U.S.
Total											
n=	11,737	1010	1539	1000	1000	1000	1089	1017	1000	2082	1000
I approve	17%	19%	10%	11%	8%	15%	9%	10%	10%	7%	28%
I disapprove	51%	39%	61%	60%	66%	40%	57%	58%	69%	48%	43%
I don't know	32%	42%	30%	29%	26%	45%	34%	32%	21%	44%	29%

G7











G6

	n=	8710	7710
I approve		18%	10%
I disapprove		50%	56%
I don't know		32%	34%

RE:

“U.S. withdrawal from the Iran nuclear deal”

THE COUNTRIES

		Argentina	Canada	France	Germany	Italy	Japan	Peru	Spain	U.K.	U.S.
Total											
n=	11,737	1010	1539	1000	1000	1000	1089	1017	1000	2082	1000
I approve	23%	34%	18%	14%	15%	22%	15%	23%	19%	14%	33%
I disapprove	48%	35%	47%	56%	60%	44%	48%	44%	55%	48%	44%
I don't know	29%	32%	35%	29%	25%	34%	37%	33%	25%	38%	23%

G7











G6

	n=	8710	7710
I approve		23%	16%
I disapprove		48%	51%
I don't know		29%	33%

RE:

“Building the wall between the U.S. and Mexico”

THE COUNTRIES

		Argentina	Canada	France	Germany	Italy	Japan	Peru	Spain	U.K.	U.S.
Total											
n=	11,737	1010	1539	1000	1000	1000	1089	1017	1000	2082	1000
I approve	22%	17%	14%	10%	10%	15%	15%	13%	12%	17%	36%
I disapprove	64%	69%	75%	75%	78%	70%	52%	78%	75%	65%	57%
I don't know	14%	14%	11%	15%	12%	15%	32%	9%	13%	18%	7%

G7











G6

	n=	8710	7710
I approve		23%	14%
I disapprove		63%	67%
I don't know		14%	19%

RE:

“Negotiating with North Korea concerning their nuclear program”

THE COUNTRIES

		Argentina	Canada	France	Germany	Italy	Japan	Peru	Spain	U.K.	U.S.
Total											
n=	11,737	1010	1539	1000	1000	1000	1089	1017	1000	2082	1000
I approve	43%	32%	30%	39%	43%	36%	44%	29%	35%	45%	50%
I disapprove	31%	38%	41%	36%	28%	29%	21%	45%	43%	22%	32%
I don't know	26%	30%	29%	25%	29%	35%	35%	26%	22%	34%	19%

G7











G6

	n=	8710	7710
I approve		45%	41%
I disapprove		29%	28%
I don't know		26%	32%

RE:

“Allowing fewer immigrants into the U.S.”

THE COUNTRIES

		Argentina	Canada	France	Germany	Italy	Japan	Peru	Spain	U.K.	U.S.
Total											
n=	11,737	1010	1539	1000	1000	1000	1089	1017	1000	2082	1000
I approve	32%	24%	27%	36%	22%	35%	22%	17%	21%	31%	43%
I disapprove	48%	60%	55%	41%	58%	46%	37%	68%	61%	44%	47%
I don't know	19%	16%	18%	23%	20%	20%	41%	15%	17%	25%	9%











G7

G6

	n=	8710	7710
I approve		34%	28%
I disapprove		46%	45%
I don't know		19%	27%

RE: “Withdrawal of troops from Germany”

THE COUNTRIES

	Total	Argentina	Canada	France	Germany	Italy	Japan	Peru	Spain	U.K.	U.S.
											
n=	11,737	1010	1539	1000	1000	1000	1089	1017	1000	2082	1000
I approve	37%	56%	28%	39%	33%	45%	29%	52%	42%	29%	38%
I disapprove	28%	8%	32%	26%	44%	20%	22%	18%	27%	26%	32%
I don't know	35%	36%	41%	35%	23%	35%	50%	30%	31%	44%	30%

G7











G6

n=	8710	7710
I approve	35%	33%
I disapprove	30%	28%
I don't know	35%	39%

RE:

“Imposing tariffs and fees on imported goods from China”

THE COUNTRIES

		Argentina	Canada	France	Germany	Italy	Japan	Peru	Spain	U.K.	U.S.
Total											
n=	11,737	1010	1539	1000	1000	1000	1089	1017	1000	2082	1000
I approve	42%	37%	36%	46%	22%	34%	41%	30%	25%	35%	54%
I disapprove	35%	31%	39%	32%	54%	44%	24%	47%	52%	32%	32%
I don't know	23%	32%	25%	23%	24%	22%	34%	23%	23%	33%	14%

G7











G6

	n=	8710	7710
I approve		44%	36%
I disapprove		34%	36%
I don't know		22%	28%

RE:

“Imposing tariffs and fees on imported goods from Canada”

THE COUNTRIES

		Total	Argentina	Canada	France	Germany	Italy	Japan	Peru	Spain	U.K.	U.S.
												
	n=	11,737	1010	1539	1000	1000	1000	1089	1017	1000	2082	1000
I approve		18%	18%	5%	12%	7%	14%	9%	16%	12%	8%	29%
I disapprove		57%	35%	84%	65%	71%	62%	47%	54%	63%	61%	53%
I don't know		25%	46%	11%	22%	22%	23%	43%	30%	25%	31%	18%

G7

G6

	n=	8710	7710
I approve		18%	9%
I disapprove		58%	62%
I don't know		24%	29%

THE COUNTRIES

I APPROVE

		Total	Argentina	Canada	France	Germany	Italy	Japan	Peru	Spain	U.K.	U.S.
	n=	11,737	1010	1539	1000	1000	1000	1089	1017	1000	2082	1000
US withdrawal from the International climate agreement	15%		12%	11%	8%	8%	9%	9%	10%	11%	7%	27%
US withdrawal from the Trans-Pacific Trade Partnership	17%		19%	10%	11%	8%	15%	9%	10%	10%	7%	28%
US withdrawal from the Iran nuclear deal	23%		34%	18%	14%	15%	22%	15%	23%	19%	14%	33%
Building the wall between the US and Mexico	22%		17%	14%	10%	10%	15%	15%	13%	12%	17%	36%
Negotiating with North Korea concerning their nuclear program	43%		32%	30%	39%	43%	36%	44%	29%	35%	45%	50%
Allowing fewer immigrants into the US	32%		24%	27%	36%	22%	35%	22%	17%	21%	31%	43%
Withdrawal of troops from Germany	37%		56%	28%	39%	33%	45%	29%	52%	42%	29%	38%
Imposing tariffs and fees on imported goods from China	42%		37%	36%	46%	22%	34%	41%	30%	25%	35%	54%
Imposing tariffs and fees on imported goods from Canada	18%		18%	5%	12%	7%	14%	9%	16%	12%	8%	29%

I DISAPPROVE

US withdrawal from the International climate agreement	66%	62%	74%	78%	78%	73%	60%	67%	74%	72%	58%
US withdrawal from the Trans-Pacific Trade Partnership	51%	39%	61%	60%	66%	40%	57%	58%	69%	48%	43%
US withdrawal from the Iran nuclear deal	48%	35%	47%	56%	60%	44%	48%	44%	55%	48%	44%
Building the wall between the US and Mexico	64%	69%	75%	75%	78%	70%	52%	78%	75%	65%	57%
Negotiating with North Korea concerning their nuclear program	31%	38%	41%	36%	28%	29%	21%	45%	43%	22%	32%
Allowing fewer immigrants into the US	48%	60%	55%	41%	58%	46%	37%	68%	61%	44%	47%
Withdrawal of troops from Germany	28%	8%	32%	26%	44%	20%	22%	18%	27%	26%	32%
Imposing tariffs and fees on imported goods from China	35%	31%	39%	32%	54%	44%	24%	47%	52%	32%	32%
Imposing tariffs and fees on imported goods from Canada	57%	35%	84%	65%	71%	62%	47%	54%	63%	61%	53%

G7

G6

I APPROVE

n=

8710

7710

US withdrawal from the
International climate agreement

16%

9%

US withdrawal from the
Trans-Pacific Trade Partnership

18%

10%

US withdrawal from the Iran nuclear deal

23%

16%

Building the wall between
the US and Mexico

23%

14%

Negotiating with North Korea
concerning their nuclear program

45%

41%

Allowing fewer immigrants into the US

34%

28%

Withdrawal of troops from Germany

35%

33%

Imposing tariffs and fees on
imported goods from China

44%

36%

Imposing tariffs and fees on
imported goods from Canada

18%

9%

I DISAPPROVE

US withdrawal from the
International climate agreement

65%

71%

US withdrawal from the
Trans-Pacific Trade Partnership

50%

56%

US withdrawal from the Iran nuclear deal

48%

51%

Building the wall between
the US and Mexico

63%

67%

Negotiating with North Korea
concerning their nuclear program

29%

28%

Allowing fewer immigrants into the US

46%

45%

Withdrawal of troops from Germany

30%

28%

Imposing tariffs and fees on
imported goods from China

34%

36%

Imposing tariffs and fees on
imported goods from Canada

58%

62%

METHODOLOGY



Online surveys.



11,737 respondents in total across 10 countries.



Completed between Oct 9 and 23, 2020.

COUNTRY		COMPANY	CEO / PRESIDENT	SAMPLE SIZE
Argentina		Voices! Research & Consultancy S.A.	Constanza Cilley	1010
Canada		Léger	Jean-Marc Léger	1539
France		BVA	Edouard Lecerf	1000
Germany		Produkt + Markt	Heiner Junker	1000
Italy		BVA DOXA	Vilma Scarpino	1000
Japan		Nippon Research Center, Ltd	Inahiro Suzuki	1089
Peru		DATUM Internacional	Urpi Torrado Hudson	1017
Spain		Instituto DYM	Carlos Clavero	1000
U.K.		ORB International	Johnny Heald	2082
U.S.		SSRS	Melissa Herrmann	1000

